

WHAT'S NEW IN

iGrafx[®] 2011

CONTENTS

INTRODUCTION	3
WHAT'S NEW IN IGRAFX FOR ENTERPRISE MODELING	4
PROCESS FOR ENTERPRISE MODELING	4
INTRODUCING IGRAFX FOR SAP.....	6
IGRAFX FOR SAP.....	6
WHAT'S NEW IN IGRAFX PROCESS CENTRAL 2011	8
NAVIGATION	8
CYCLE MANAGEMENT	8
WEB CENTRAL	8
WHAT'S NEW IN IGRAFX® FLOWCHARTER™ 2011, PROCESS 2011 AND PROCESS FOR SIX SIGMA 2011	9
MODELING ENHANCEMENTS.....	9
SUPPORT FOR BPMN 2.0 STANDARD	11
NEW AND ENHANCED SIMULATION BEHAVIOR.....	13
UPDATED SUPPORTED PLATFORMS AND SOFTWARE	15
INTEROPERABILITY	15

INTRODUCTION

We are pleased to introduce you to iGrafx 2011, the latest release of iGrafx's comprehensive business process analysis solution. iGrafx 2011 enables:

- Organizations to define and manage enterprise models in iGrafx Clients (FlowCharter and Process applications)
 - Enterprise Landscape Modeling
 - IT Architecture and Resource Modeling
 - Risk and Compliance Management
 - Strategy and Goal Alignment
- Business stakeholders to manage and define SAP® implementation requirements from a business perspective
- Process modelers to easily create high-quality diagrams using the BPMN 2.0 standard

When combined with pre-existing capabilities, the new and enhanced features deliver benefits enabling organizations to be agile in their business transformation activities and aggressively pursue process excellence. This document introduces you to all that's new in iGrafx 2011!

WHAT'S NEW IN IGRAFX FOR ENTERPRISE MODELING

The iGrafx solution for Enterprise Modeling now includes a new powerful application: iGrafx Process for Enterprise Modeling 2011. Paired with iGrafx Enterprise Modeler 2011 or iGrafx Enterprise Central 2011, the application is the front end for most process modelers wishing to include enterprise structures as a framework for their business processes.

PROCESS FOR ENTERPRISE MODELING

Single Client access to rich Enterprise Modeling & Diagramming and seamless integration with Advanced Modeling and Reporting tool

- Manage enterprise model structure
 - Create, modify, delete enterprise objects and their properties
- Manage enterprise relationships
 - Create, modify, delete explicit relationships between enterprise objects
 - Create implicit relationships based on diagram modeling
- Concurrent Editing of Enterprise Objects
 - Full synchronization with Enterprise Modeler for reporting capabilities
 - Multi-user Editing of Enterprise Objects in Process Clients (no checkout required with exception of the Resource Model)
- Common Object Properties Dialog
 - Selection Context switching between Diagram and Object Tree
 - Dock-able Properties Dialog with Common look and Feel
 - Better Grouping of object relationships for Ease of Use
- Document enterprise objects with links to igx or non igx files/URLs
- Additional supported Enterprise Objects: Classes, Interfaces, Services and Operations

Enterprise Landscape Modeling, IT Architecture/Resource Modeling, Risk & Compliance Management, Strategy & Goal Alignment

- 3-Tiered Process Landscape Methodology
 - Reference, Operational, Supporting
 - “Process Supported By Process” relationships
 - “Drag and Drop” from Enterprise Object tree into Diagram
- Assign RACI with Role/Resource combination with Three-legged RACI
- Create Work-Product “Flow” between Processes & Activities with Three-legged Work Products
- Create and Manage Risks and Measurements on Enterprise Objects with full Synchronization support
- Resource Management from either Enterprise Modeler or Process Client
- New supported Audit and Control relationships to Business Rules

INTRODUCING IGRAFX FOR SAP

The iGrafx for SAP solution provides bi-directional synchronization of SAP blueprint projects between iGrafx and the SAP Solution Manager.

iGrafx for SAP enables:

- Business Blueprint Creation
- Enterprise Model <-> SAP Implementation Alignment
- Multi-dimensional Business Process Analysis
- Business Performance Monitoring
- Comprehensive Knowledge Management

The iGrafx for SAP solution centers on the Process for SAP modeling client, allowing process modelers to integrate SAP projects into the overall business landscape as well as document SAP processes with iGrafx's easy to use diagramming technology.

IGRAFX FOR SAP

Collect all modeling information into Business-friendly tool using common SAP terminology

- Import SAP Blueprint Project data into iGrafx repositories

Identify where business processes are supported by SAP automation

- Align SAP processes and transactions with the business process landscape

Modify blueprint projects for use in IT implementation – effectively provides the structure for the SAP implementation that the business requires.

- Identify new scenarios, processes and process steps
- Create placeholders for new or custom transactions

View and navigate SAP data and resources within the context of business organizations and processes

- Understand what processes are dependent on certain types of Master Data
- Understand what organizational units may require notification of process changes, or training on updated systems
- Understand what individual roles/jobs or employees are best suited for end user testing or may require training on updated systems. End users will see which processes affect them and their roles in the overall business processes.

Visually create context for where and how SAP processes are used.

- Describe SAP processes diagrammatically in iGrafx, view directly in Solution Manager

Share process documentation among stakeholders. Store in centralized location accessible to business users, IT and end users.

- Add iGrafx process maps and other repository documents as SAP Project Documentation to the Blueprint

Identify processes and groups that are affected by potential change. Identify organizations and people that are touched by SAP processes.

- Provide end user lists requiring authentication for SAP systems access.
- Report on impact of SAP processes to business landscape and organization

Highlight opportunities for SAP automation

- Report on alignment of SAP to Business process landscapes

NAVIGATION

Choose folders and object types to view in Process Central tree

- Set filters to view only documents or certain Enterprise objects in a given repository

CYCLE MANAGEMENT

Cycle Management enhancements help include collaborators in the document management process

- Scheduling and Reminders helps organize cycles
- Stakeholders can approve, review or endorse documents via Web Central rather than installed client. Action reminders are received through Mail Central with links directly to the Web Central page.
- Identify certain prior versions as Approved documents

WEB CENTRAL

Further customize your Web Central

- Define your default Home page
- Control appearance of breadcrumbs and file extensions
- Optionally hide link navigation and properties in diagram views
- Select enterprise object types to be viewable
- View resource allocations

More complete reporting is available to a wider audience

- Display graphs in simulation reports in Web Central

WHAT'S NEW IN IGRAFX® FLOWCHARTER™ 2011, PROCESS 2011 AND PROCESS FOR SIX SIGMA 2011

MODELING ENHANCEMENTS

Regardless of the iGrafx client you use, take advantage of these general modeling enhancements.

Navigate published documents in the order they were intended to be viewed

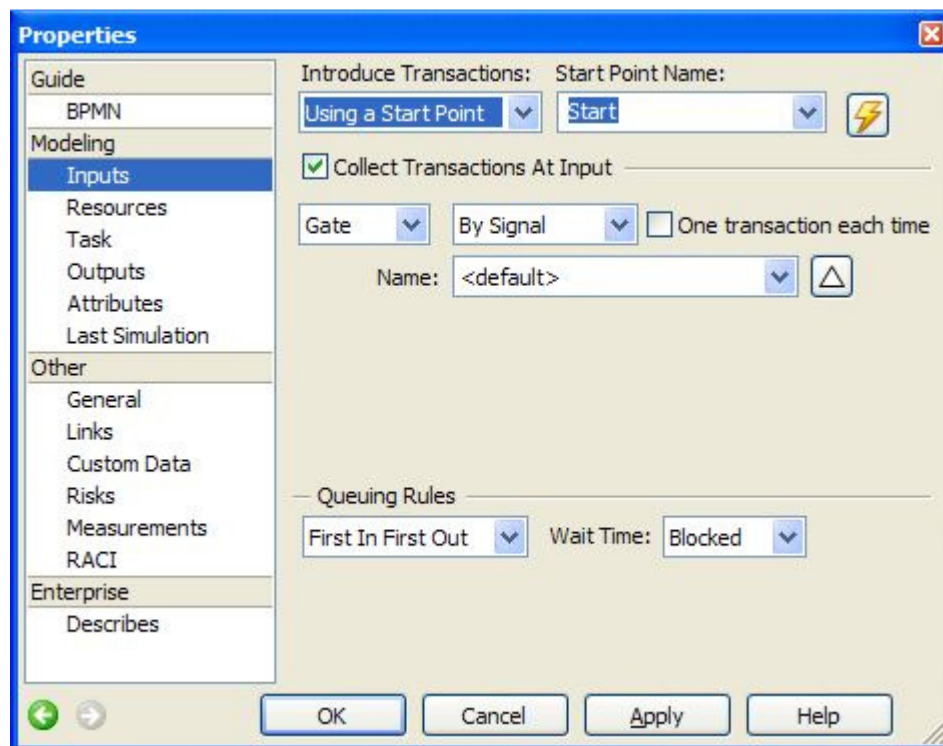
- Diagram ordering during Publishing

Navigate from one diagram to the next in order of process flow

- Off-page Connector hot-spots in diagrams

Easier viewing of information

- Dock-able properties window with improved layout and forward and back navigation
- Resizable Dialog boxes



Line and graphic enhancements

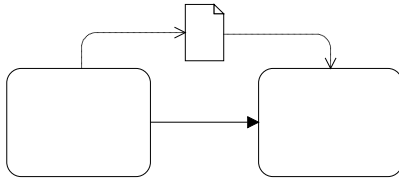
- Support for transparent bitmaps
- New Auxiliary lines allow unconnected ends

- See notes and other additional indicators on graphics
- Create custom indicators on model shapes
- Use application icons as link indicators

Updated terminology is more precise and graphics are easier to distinguish from each other

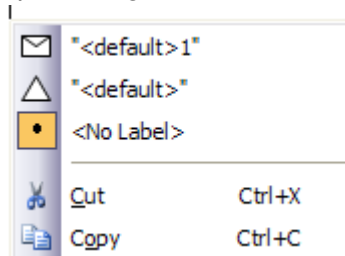
- Updated terminology for BPMN 2.0
- Updated indicator graphics: Multi-instance parallel, Multiple Event/Gateway, Catch and Throw
- New task indicators: Receive, Send, Service, User, Manual, Script, Business Rule
- New multi-instance sequential indicator

Directional Association Flow allows creating connection lines to graphics



Exception case enhancements allow for better recognition of exceptions case labels in menus and models

- Enhanced context menu helps distinguish between case types:



- Labels alongside graphics: Exception case lines will now not only get the exception symbol at their start, but they also get a text label, showing the name of the exception case.



New support for Events

- Event Sub Processes
- Non-interrupting Catch Events
- Signal Events
- Escalate Event
- Enhanced Terminate Event and Conditional Event behavior
- Multiple Events
- Enhanced link event

Additional Gateway support

- Start Event Based Gateways: Exclusive and Parallel
- Complex Gateways

Support for Callable Process and Callable Task helps define interactions with external systems

Updated validity checking allows correct-by-construction consistent with BPMN 2.0

- The BPMN Checker now distinguishes between Send/Receive Message and Throw/Catch Signal.
- Events with no type (None) are now called 'None Events'.
- Intermediate Events are now allowed multiple inputs (uncontrolled) and multiple outputs (split).
- Exclusive and Event Based Gateways no longer need input configuration – as the default (none) is already exclusive.

Simulation improvements, driven by BPMN, applicable to Process and BPMN diagram types

- **Event Subprocess**
Separate event handling subprocess. Handle interruptions easily, regardless of where they occur in the process, without having to define exception flow at every step where normal work might need to be interrupted.
- **Escalations and Signals**
Addition to Errors and Messages. Escalations are like Faults, except they allow non-interrupting exceptions from a subprocess. Signals are like global messages, received by all swimlanes (departments) in all processes in the file.
- **Non-Interrupting events**
Messages, Signals, Event Subprocess, and most exceptions can now be non-interrupting, creating parallel flow upon the event occurring.
- **Next Time True**
Prevent zero-time 'noise' in simulation with this option for expression evaluation, allowing a clear signal to change state; expression must go from True to False, then True again.
- **New Discard Family Members option**
Prevent unwanted discarding of transactions in parents by only discarding from this process, or its subprocesses.
- **Generate when a downstream activity becomes available**
Start a process based on a condition or other event occurring. The Outputs page 'Available' option now has options to generate transactions.
- **Callable Process/Activity**
Define interactions with external systems: provides a truly private execution environment, helping to prevent accidental side-effects when changing data values, and having smaller name space.

Additional process simulation enhancements

- **SheetPutValue function**
Store a single value directly to a cell in a sheet, making tracking or reporting values into sheets easier.
- **Random Number Stream enhancements**
Random Numbers now have less correlation between Generators and diagram shapes.
- **Optional Join Before Complete**
Model parallel paths with more flexibility, now that Join Before Complete is no longer mandatory on Container shapes in Process type diagrams.
- **Auxiliary Lines**
Show connections between steps of the process without sending a transaction down the line.

UPDATED SUPPORTED PLATFORMS AND SOFTWARE

For a full list of system requirements for iGrafx 2011, see <http://igrafx.com/products/specs.html>

New Platforms

iGrafx 2011 introduces support for the Windows 7 operating system.

New Supported Software

iGrafx Process for Six Sigma 2011 now supports Minitab 16.

iGrafx Process Central 2011 now ships with Microsoft SQL Server 2008. Note that support for SQL 2000 has been discontinued.

INTEROPERABILITY

Support for XML Interchange (XPDL 2.2; BPMN 2.0 XML)¹

¹ Contact your sales representative for availability.